Mahere ā-Tau 2026/27
Annual Plan 2026/27

Consultation document



Absolutely Positively
Wellington City Council
Me Heke Ki Pōneke

Ihirangi
Contents

Kia ora
Welcome 4

Te kupu a te Koromatua
Mayor's welcome 6

Mahere Tautoru
Triennium Plan 8

Wāhanga 1: Ngā taipitopito o te Mahere ā-tau
Section 1: 2026/27 Annual Plan details 10

Kupu Whakataki
Introduction 11

He aha te whaipānga o tēnei mahere ki a au?
What does this plan mean for me? 12

Ngā tūtohu matua 1: Kāinga taupua
Key proposal 1: Short-term accommodation 15

Ngā tūtohu matua 2: Panonitanga ara paihikara
Key proposal 2: Cycleways changes 16

Ngā tūtohu matua 3: Utu waipara
Key proposal 3: Contaminated waste fees 17

Ngā tūtohu matua 4: Utu tahu tūpāpaku
Key proposal 4: Cremation fees 18

Ētehi atu panonitanga matua ki te Mahere ā-Tau
Other key Annual Plan changes 20

Ngā kaupapa matua
Key projects 22

Mahere pūtea mō te tau
Budgets for the year 24

Ngā Kaikaunihera
Your Councillors 28

Kuputaka
Glossary 30

Tāpiritanga 1: Ngā panonitanga ki ngā utu
Appendix 1: Changes to Fees and User Charges 32

Kia ora
Welcome

Ko tō mātou matawhānui mō te anamata o Pōneke: te pokapū auaha e ora tōnui nei te tangata me te taiao, e whai ana kia tāone tainekeneke, tāone toitū, tāone ngangahau anō hoki. Me whakatakoto e mātou ngā tūporo ināianei hei tūāpapa mō te anamata.

Our vision for the future, *Poneke: the creative capital where people and nature thrive*, is about creating a dynamic, sustainable and vibrant city. We need to put the building blocks in place to lay the foundations for this future.

This document includes information about what is happening from **1 July 2026** to **30 June 2027**.

What is this document?

This document discusses our proposed plan for 2026/27.

We are planning to continue to deliver on what we set in our 2024–34 Long-term Plan (LTP), with some proposed changes, including fees and user charges and rating policy changes.

If there any questions, please either use the online Q&A portal or email us at **annualplan@wcc.govt.nz**

We need your voice

Our proposals are draft. We will be finalising them in June 2026. Before then, we need to hear from you. This will help the Mayor, Councillors and Pouiwi make their final decisions on behalf of the city.

Have your say

The consultation will run from 10 April to 10 May 2026.

There are multiple ways to let us know what you think:

- **An online submission** – via the form at **wcc.nz/haveyoursay.** You can upload supporting documents with your submission.
- **By email** – send us your submission using the form downloadable at **wcc.nz/haveyoursay** or send your thoughts to **annualplan@wcc.govt.nz**
- **Hard copy form** print a form at **wcc.nz/haveyoursay** or pick one up from any of our libraries. Completed forms can be returned by free post or dropped into one of the submission boxes at our libraries.
- **Oral submission** – Everyone making a submission has an opportunity to speak to that submission at Oral Hearings in May. Please indicate this preference clearly when you make your submission.

Note: you can make an oral submission without providing a written submission first. Please email **annualplan@wcc.govt.nz** or call our contact centre on **04 499 4444** by **10 May 2026** to let us know if you want to do this.

What happens next?

No final decisions have been made on the Annual Plan.

We appreciate the feedback and take time to consider it.

The Mayor, Councillors and Pouiwi are given copies of all submissions and hear all oral submissions. We also prepare reports on the feedback we receive, so elected members know the main themes and comments.

The Mayor, Councillors and Pouiwi are scheduled to deliberate on the final plan on **27 May 2026** and adopt it on **25 June 2026**.

More information

There is more supporting information available online at **wcc.nz/haveyoursay**

Note: The 2024-34 LTP came into effect on 1 July 2024, amended on 1 July 2025. The plan as adopted can be viewed at **wcc.nz/ltp2024.**

We acknowledge Te Tiriti o Waitangi

We recognise that Te Tiriti o Waitangi forms the underlying foundation of the Council and mana whenua relationship, and that the Council acts in accordance with Te Tiriti o Waitangi.

Tākai Here

Through the signing of Tākai Here, the Council has forged stronger partnerships with mana whenua in Te Whanganui-a-Tara. This collective agreement allows for a stronger governance relationship and sets out the principles, values, and priorities for the way we will work together.

Through Tākai Here, we work in partnership with:

- Taranaki Whānui Ki Te Upoko o Te Ika (Port Nicholson Block Settlement Trust)
- Te Rūnanga o Toa Rangatira
- Te Rūnanganui o Te Āti Awa Ki Te Upoko o Te Ika a Māui.

Te kupu a te Koromatua

Tēnā tātou katoa.

Kua oti i a mātou ko ngā Kaikaunihera ko ngā Pouiwi te mahi nui o te whakatakoto i ngā kaupapa tūtohu ā Te Kaunihera mō te tau ahumoni e haere mai nei, e tīmata ana hei te 1 o Hūrae. Kei tēnei tuhinga ā mātou tūtohu katoa e takoto ana.

I tērā tau, i te wā o te pōti kāwana ā-rohe, i mārakerake te kitea, ko ngā rēti tētehi pēhitanga nui kei runga i ngā hapori ngāi Pōneke. E whakapau kaha ana mātou ki te papare i tēnei take, i runga i te tika, me tā mātou e taea nei, kia ū anō hoki ki tā mātou i kī ai, e tipu ai te whakapono, me te ngākau tahi o ngā kaiutu rēti ki Te Kaunihera.

Kei a Te Kaunihera te wero o te whakahaere i ngā ratonga me ngā whare hei oranga mō ngā hapori – me te whakahau – i tēnei wā e whakatikahia ana ngā hapa tūāhanga o ngā tau tekau kua hipa, e pakanga ana ki te huringa āhuarangi, ki te karawhiu o te huarere, ka mutu, e whakautua ana ngā whakaaro o te kāwanatanga ki te panoni i te āhua o te manapori ā-rohe.

Āpitihia mai te pikinga utu o ngā kaupapa tāone matua, pēnei me Te Whare Wai Para Nuku, me Te Whare Whakarauika, me te kore i mōhio ki te āhuatanga o te whakatikahanga o te taupuni whakatika parakaingaki o Moa, me āta whakamahi e te kaunihera tōna tahua, ā, me whai hua hoki. Kua nui kē atu te utu ki ngā mahi tūāhanga, ā, inā ngā whakaarotau ahumoni me utu e mātou.

Ko te aronga o tēnei Kaunihera, ko te whakapau kaha ki te whakahaere i ngā kawatau ratonga o te hapori, ko te tuku haumi ki ngā kaupapa whai hua ki a ngāi Pōneke.

I runga i ngā kōrero o te Arotakenga Moniwhiwhi me te Ahumoni, nā te Koromatua Tuarua, nā Te Kaunihera i ārahi, kua tūtohutia e ngā Kaikaunihera me ngā Pouiwi ētehi kōwhiringa e mimiti ai te toimaha ahumoni kei ngā kaiutu rēti.

E kore te katoa e whakaae ki ia tūtohunga, erangi tē taea te karo i ngā whaipānga o te pikinga o ngā utu rēti ki ngā whānau o Pōneke.

I ngā tau e rua kua hipa, 150% te pikinga o te hunga whai āwhina ki te utu i ō rātou rēti.

He wāhanga nui tō tōu reo ki roto te tukanga Mahere ā-tau, ā, me rongo mātou ki ōu whakaaro. Ka whakatakotoria e te marea ō rātou whakaaro, ka whakarongo Te Kaunihera, kātahi ka whakatauria e mātou te whakatau nui e hāngai pū ana ki ngā mātāpono me ngā āwangawanga o te hapori.

Ko ngā tūtohu kei tēnei tuhinga ētehi o ngā ara whakamimiti i te whakapaunga o te pūtea, i runga i te whakaaro hoki ki ngā mea nui ki a ngāi Pōneke.

Ko ngā ratonga wai tētehi whaipānga nui ki tēnei Mahere ā-tau. Ko te raru i puea ake i te taupuni whakatika parakaingaki o Moa, te kaitohu i te āhua o te pūnaha wai i Pōneke.

Kua whakautua e ngā mana urungi, ā, atu i te 1 o Hūrae, ka rere ngā ratonga wai i tētehi kamupene ā-rohe hou, i a Tiaki Wai.

Nā tēnei ka kite koe i ngā utu e rua, tētehi ki te rēti, tētehi ki te wai. E whai ana tēnei panonitanga i te kaupapa nei a te kāwanatanga, i a Whakapai Wai Kāinga, ā, he mea waihanga i muri mai o te uiuinga i tērā tau.

Tēnā tukuna mai anō ō whakaaro. Tē taea te karo, te waiho mō muri mai, te papare rānei i ngā toimaha ahumoni, kua tae ki te wā me korikori tātou.

Mā ō whakahokinga kōrero e ārahi i a mātou ki te waihanga mai i tētehi tāone pai, manawaroa mai, utu mai, ora mai.

Andrew Little
Te Koromatua o Pōneke

Mayor's welcome

Tēnā tātou katoa.

Wellington City Councillors, Pouiwi representatives and myself as Mayor have gone about the necessary challenge of setting out the Council's proposed activities for the next financial year, starting 1 July. This document outlines our proposals.

Last year during the local body election campaigns we heard from Wellingtonians a clear message that rates affordability was a major issue for our communities.

We are determined to respond to that message, operate responsibly and within our means, and make good on our promise to grow trust and confidence in the Council by our residents and ratepayers.

The Council has the challenge of delivering services and facilities that communities need – and demand – while addressing decades of underinvestment in infrastructure, responding to the impacts of climate change and frequent severe weather events, and responding to the central government's intentions to reorganise the shape of local democracy.

Factoring in the significant cost escalations in major capital projects such as the new Te Whare Wai Para Nuku Sludge Minimisation Facility and Te Whare Whakarauika Town Hall, and the uncertainty about what will be required to restore the Moa Point sewage treatment plant, the Council must manage its finances much more prudently and effectively.

Critical infrastructure is costing more to deliver and we have large financial commitments that must be repaid.

The direction from this Council is to focus on delivering the core services our community expects and invest in the activities that demonstrably deliver value for Wellingtonians.

Councillors and Pouiwi, informed by the work led by the Council's Revenue and Financial Review working group, have recommended options for reducing the financial burden on ratepayers.

Not everyone is going to agree with every proposal but we can't ignore the impact unsustainable rates rises have had on Wellington households. The number of households needing help to pay their rates has increased by 150 percent in the last two years.

Your voice is a critical and essential part of the Annual Plan process and we need to hear from you.

The public will have their say, the Council will listen, and we'll make the tough decisions that we need to make that reflects our communities' values and concerns.

The proposals in this document are some of the ways we can reduce spending, while protecting what matters most to Wellingtonians.

Water services loom large over the setting of this Annual Plan. The Moa Point wastewater incident has highlighted how important our water systems are. Across the region, our local authorities have responded and from 1 July water services will flow from a new regional organisation, Tiaki Wai.

This means you will now notice two different bills, with rates and water charges now separated. This change follows the Government's Local Water Done Well directive and was made after public consultation last year.

We are seeking your views again. We can no longer push things to future years and defer financial difficulties for another day, the time to act is now.

Your feedback will guide us in shaping a liveable, resilient and affordable city.

Andrew Little
Mayor of Wellington

Mahere Tautoru
Triennium Plan

This Triennium Plan is a shared commitment by your Council representatives to behaviours and outcomes they can deliver together in the next three years to make Wellington a better place to live.

We cannot do everything we might like to do, nor everything at once.

The plan balances delivery, while keeping rates rises as low as possible, preventing cost increases on big projects, and still prioritising services and community facilities, jobs and the economy, and environmental protection.

It will help inform decisions we make as part of this Annual Plan and the upcoming 2027-37 Long-term Plan.

The plan is a list of outcomes to be delivered, and they are grouped in seven sections.

Governance and consultation

Outcomes in this area cover:

- Ways of working
- Transparency
- Consultation and engagement
- Information standards

General measures

Outcomes in this area cover:

- Rates affordability and financial management
- Future governance options for the city and region
- Access to community services and facilities
- Social housing commitment

Partnerships with mana whenua

Outcomes in this area cover:

- Strengthen Tākai Here partnerships
- Visibility of te reo and te ao Māori in the city
- Progress initiatives regarding Mātai Moana Reserve, Te Aro Park and Ngā Hau e Whā o Paparārangi land

Built and natural environment

Outcomes in this area cover:

- Urban Development Office
- Council project management
- Building faster and at lower cost
- Building more homes
- Water and pipes
- Transport
- Environmental protection and climate resilience

Economic and cultural growth

Outcomes in this area cover:

- Procurement
- Businesses and jobs
- Revitalising the arts

Other commitments

Outcomes in this area cover:

- Community safety
- Diverse communities

Mayor's advocacy

Advocate to central government on behalf of the city.

Wāhanga 1 | Section 1

Ngā taipitopito o te Mahere ā-tau

2026/27 Annual Plan details



Kei tēnei wāhanga

Kei tēnei wāhanga ngā whakamārama ki tā mātou mahere pūtea ā-tau, me te whaipānga ki ō rēti me te nama a te kaunihera mō te tau. Mō te tau 2026/27, mātua rā ko tā mātou i whakatakoto ai mō te tau tuatoru i te mahere ngahuru tau o 2024-34.

In this section

This section explains our 2026/27 annual budget and outlines the impact on your rates and the Council's debt for the year. The 2026/27 year is based on what we proposed for Year 3 of our amended 2024-34 Long-term Plan.

Kupu Whakataki
Introduction

This year your rates bill is changing because of the new water organisation Tiaki Wai. More details on this and the Council rates for the year is in this section.

We are also seeking community feedback on key proposals including:

- introducing a rating change for short-term accommodation providers;
- changes to the rollout of our Paneke Pōneke Bike Network Plan;
- increases to fees for contaminated waste and cremation to generate revenue;
- introducing new fees for Te Matapihi ki te Ao Nui Central Library and Toi Pōneke, and other new initiatives; and
- changes to operating expenditure to reduce rates for the year.

Other information provided in this section includes highlights of our work programme for the year and key financial information.

He aha te whaipānga o tēnei mahere ki a au?
What does this plan mean for me?

What are rates for, and why are they important?

In the same way our national taxes contribute to the running of the country, Council rates are important to ensure Wellington continues to function.

We set our rates by balancing the needs of the community and the demand for services with rates affordability. Your money helps us deliver hundreds of day-to-day services and pays for the interest on loans used to fund big capital projects across Wellington.

Some of the services and facilities that Wellingtonians receive through their rates include[1]:

164,637
calls answered by our Contact Centre staff

2.01 million
physical items borrowed from our 13 libraries

209 sqm
open space per Wellingtonian

110,946
native plants planted with the community

397 km
walking and biking tracks

108
play areas

999 km
footpaths

812,381
resources in City Archives

18,972
streetlights operated

1. Figures from Wellington City Council, 2024/25 Annual Report

What is the plan for rates?

210,800

Wellington city residents

83,337

Total properties that pay rates

52:48

Ratio of the general rate collected from base and commercial ratepayers

This year your rates bill is changing. From 1 July 2026, your Wellington City Council rates will no longer include water charges. You'll be billed for water services by a new, separate organisation called Tiaki Wai.

So, while your Council rates bill will go down, the total amount you pay will not.

Due to the removal of three waters network costs to Tiaki Wai, the Council proposes to collect a total of $433 million in rates (a decrease compared to $629 million in 2025/26, both GST exclusive).

For the remaining Council costs, now excluding water, we are proposing a 7.4 percent average rates increase this year (after growth in the ratepayer base), including 2.0 percent increase for the Sludge Levy.

This increase covers investment in the city's infrastructure and services, and increased inflation, borrowing costs, and depreciation.

The Council has worked to find savings across the organisation to keep rates increases as low as possible. These are outlined in the other Annual Plan proposals section, **page 20** and the Draft Capital Budget section, **page 26**.

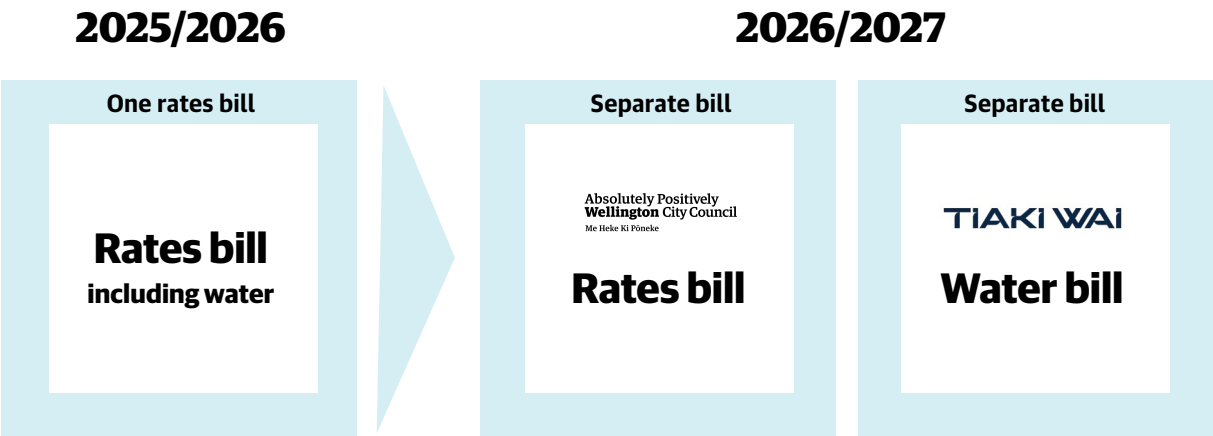

What is the new water organisation and bill?

Wellington City, Hutt City, Porirua City, Upper Hutt City, and Greater Wellington councils have partnered with mana whenua iwi to establish **Tiaki Wai.**

This new regional council-controlled organisation will begin providing water services to Wellingtonians from 1 July 2026, replacing Wellington Water Limited.

From this date, water services costs will be removed from Council general rates and ratepayers will receive separate water services bills directly from Tiaki Wai.

For more information about the new organisation and water bill, visit **tiakiwai.co.nz**

From **25 March to 22 April** Tiaki Wai is consulting on its Water Services Strategy. This will outline indicative water services pricing and financial support arrangements. Visit the **Tiaki Wai website** for information.

Sludge levy

In July 2024, the Council began collecting a new sludge levy to fund the cost of the Te Whare Wai Para Nuku Sludge Minimisation Facility at Moa Point, on behalf of Crown Infrastructure Partners.

The amount of the sludge levy is dependent on whether the property is classified as commercial or residential and where its wastewater is treated.

This levy will still be included on the Council rates bill and is not a charge that is being collected by Tiaki Wai.

Options for paying rates

There are several ways to help manage rates payments, such as spreading payments into regular amounts across the year.

Along with Central Government, we have a rates rebate scheme that provides a reduction in rates to those that meet set low-income criteria.

- If you are on a low income, you can apply for a Government rates rebate at: **govt.nz/rates-rebate**
- For those who are eligible for the Government rates rebate, the Council can provide an additional reduction of your rates.
- If you are worried about paying your rates invoice, please get in touch with us as soon as possible at **rates@wcc.govt.nz** or call **04 499 4444.**
- There are multiple ways to pay rates: online, by direct debit, internet/telephone banking and in person at Te Matapihi ki te Ao Nui Central Library, Waitohi Johnsonville Library and at selected NZ Post Shops.

Ngā tūtohu matua 1: Kāinga taupua
Key proposal 1: Short-term accommodation

The city's short-term accommodation (STA) sector provides an effective alternative to motels and hotels and adds capacity when major events are held in Wellington.

This accommodation is most often provided through peer to-peer platforms such as Airbnb or Bookabach.

Currently, most short-term accommodation providers pay residential rates, even though the current Council policy is that some should pay commercial rates. One reason for this is that the current policy is lacks clarity.

Through our 2025 consultation on this topic, we noted concerns about the impact of the full commercial rate differential being applied to STA providers.

What we are proposing

We have listened to this feedback and now propose to introduce a new general rates differential covering short-term accommodation.

The differential proposed will be 2.6 times the base rate. In comparison, the commercial differential rate is 3.7 times the base rate.

It will apply to all units that are used for short-term accommodation, meaning the rental, or availability for rental, of houses or units on the property that would otherwise be used for residential purposes:

a. for periods of less than one month and
b. where that house or unit is, or has been, made available for short-term accommodation for more than 60 days within the financial year.

This proposed differential only applies to general rates - other commercial targeted rates would still apply.

As per the previous 2025 consultation, this will explicitly exclude single rooms, granny flats, sleepouts, and dual key homes (adjoining units) that are used for non-commercial purposes or are self-contained but do not meet the criteria for short-term accommodation.

We currently have a self-reporting process in place for providers, which is not effective.

As part of this proposal, we will be introducing a more proactive monitoring approach to help ensure providers are aligned with the rating policy. This may include tools such as an online registers, cross-referencing information from booking platforms, and working with body corporates.

We have planned for identification and implementation costs of $100,000. Any additional revenue generated will reduce the amount paid by other commercial ratepayers.

If this proposal is adopted, we will work on an implementation plan in 2026/27.

If this proposal is not adopted, the Council policy will continue to be to charge these properties the commercial differential of 3.7:1. This is not currently enforced or complied with. The Council would work on an implementation plan during 2026/27 to help increase compliance.

Ngā tūtohu matua 2: Panonitanga ara paihikara
Key proposal 2: Cycleways changes

The current prioritisation for the Paneke Pōneke Bike Network Plan was agreed last year through the 2024–34 LTP Amendment after public consultation.

It altered the timeline from a 10-year timeline to a 20-year timeline, completing the primary network in the 2024–34 LTP and the secondary network from 2034 onwards.

The bike network plan is not currently receiving NZTA funding through the National Land Transport Programme (NLTP). The next NLTP funding round will be in mid-2027 and the Council can apply for co-funding in that round.

To help us reduce our capital expenditure for the year, we are proposing to reduce the cycleways work programme planned for 2026/27.

This will mean only completing the Bunny St connection ($2.5 million total budget) to the waterfront and the Brooklyn upgrade ($4.1 million total budget) to connect the primary network. These projects will be completed over multiple years.

The next phase of the bike network programme, including all connections to the north of the city and Victoria St, will be deferred for prioritisation in the 2027–37 LTP and subject to the Council's review of all approved capital projects valued at $1 million or more where construction has not started (or a future tranche has not started).

Options for consideration

A. **Reduce cycleways programme for 2026/27 and review (preferred):** Proceed only with Bunny St and Brooklyn upgrades, deferring the next phase of the programme for review in the 2027 LTP. For 2026/27, the budget is proposed to be $3.4 million, a saving of $7.1 million compared to the amended LTP. We would also allocate $1 million per year for replacing the plastic elements with more durable and maintenance light materials as part of the transport routine maintenance schedule.

B. **Keep the budget as agreed in LTP Amendment**: routes will be completed as agreed in the amended 2024–34 LTP, including the adjusted programme timeframe of 20 years instead of 10 years. The 2026/27 budget will be $10.5 million.

Ngā tūtohu matua 3: Utu waipara
Key proposal 3: Contaminated waste fees

The Council's current per tonne charges are $267 for contaminated soil and $350 for asbestos disposal. The Silverstream Transfer Station's per tonne charges are $510 for contaminated soil and $398 for asbestos.*

Our preferred option proposes incremental year-on-year increases to these fees over the next three years to limit the impact on the city's current, budgeted construction projects, while bringing them into alignment with the region.

Contaminated soil Financial year	% increase
2026/27	36.8%
2027/28	27.0%
2028/29	21.3%
Asbestos Financial year	% increase
2026/27	6.4%
2027/28	4.0%
2028/29	3.9%

As the landfill surplus is ringfenced, any revenue increases will not offset rates but will increase the operating surplus or reduce the operating deficit of the landfill.

Options for consideration

A: Increase the Contaminated Soil and Special Waste (Asbestos) fee incrementally over the next three years (preferred): this will generate about $1.3 million in increased revenue for the Council in 2026/27.

B: Increase the Contaminated Soil and Special Waste (Asbestos) fees by 5 percent: this will generate about $220,000 in increased revenue for the Council in 2026/27. Note this means contaminated soil disposal will cost less than is proposed for commercial waste.

C: Keep the Contaminated Soil and Special Waste (Asbestos) fees to inflation increases only: this will generate about $110,000 in increased revenue for the Council, to cover the inflation increases in costs. Note this means contaminated soil disposal will cost less than is proposed for commercial waste.

The details of the fees payable under each option is in Appendix 1 on page 33.

* Note: Fees stated are GST inclusive. Revenue stated is GST exclusive.

Ngā tūtohu matua 4: Utu tahu tūpāpaku
Key proposal 4: Cremation fees

The Council is proposing to increase cremation fees to have a higher proportion of the funding being paid by the user and to align with similar charges in the region.

Some other crematoria in the region currently charge higher fees than those operated by the Council.

Fees charged for cremation services currently make up about 30 percent of the total revenue for all cemetery services.*

There is a risk that if fees are increased too high that people will choose to use other services in the region, meaning less or no increase in revenue.

Options for consideration

A: Increase cremation fees by 20 percent (preferred): this could generate about $75,000 in increased revenue for the Council, if there is no decrease in use.

B: Increase the fees by 5 percent: this could generate about $15,000 in increased revenue for the Council, if there is no decrease in use.

C: Keep fees to inflation increases only: this will generate about $7,500 in increased revenue for the Council, to cover the inflationary increases in costs. This is not likely to impact use.

The details of the fees payable under each option is in Appendix 1 on page 33.

* Note: Revenue stated is GST exclusive.

Wellington City Council

Ētehi atu panonitanga matua ki te Mahere ā-Tau
Other key Annual Plan changes

We are proposing $6 million savings in the operating budget, plus to gather $165,000 in increased revenue.

These savings, along with the decision to not fund a further $13.5 million in depreciation, reduce the total amount of rates we require for the year. See **page 13** for more on this year's rates.

Grants

We are proposing a $500,000 reduction across the Council's Economic Grants. These fund WellingtonNZ's tourism promotion and major event investment, the Destination Wellington economic development programme, Te Papa exhibitions, and includes the City Growth Fund.

This may result in reductions to Destination Wellington and the City Growth Fund, meaning less support for external economic growth initiatives.

We are also proposing a $255,000 reduction in the Heritage Resilience and Regeneration Fund through removing funding for earthquake prone building works due to Government changes in this area.

Funding remains for the reimbursement of Resource consent fees for owners of heritage buildings and for building conservation works.

Urban Development Office

We are proposing to investigate establishing an Urban Development Office, similar to Auckland Council. It would align residential and commercial developments with upgrades of the transport network, public spaces and community facilities. It would be a change in how services are delivered and would aim to save $1 million.

Climate change mitigation

We are proposing to focus on climate adaptation planning, and prioritise mitigation activities that deliver clear emission reductions. The proposed $500,000 saving means less support for community mitigation activities and transport education initiatives.

Creative Capital

This area includes the allocation of grants, Toi Pōneke, management of the art collection, events, Te Ngākau, and venue subsidies eg. NZSO subsidies.

We are proposing to reduce the budget for activities in the re-opened Te Ngākau Civic Square from $600,000 to $250,000.

The Creative Capital budget is also proposed to reduce to $13.5 million, another $410,000 of savings.

This is likely to mean some scaling back on the volume of the events run by the Council, and the funding available for grants - particularly for one-off initiatives or newer arts productions.

Social and Recreation

This activity area of our 2024-34 LTP includes Council facilities such as swimming pools, community centres and libraries, our public health services, public toilets, playgrounds and sportsfields, and social wellbeing and safety initiatives. More information is from **page 13** of our 2024-34 LTP Volume 2, on our website at **wcc.nz/ltp2024.**

We are proposing to reduce our Social and Recreation budgets overall by $650,000. This equates to 0.4 percent of the overall budget.

Advice on where savings may occur will be presented to the Council in May. This could include small reductions to several budgets, rather than in one area to reduce the likelihood of material service changes.

Other operational changes

We are also proposing changes in the following areas:

- increases and changes to some fees as per **pages 17, 18, 21 and 25**;
- $15.9 million in targeted internal savings including:
  - not funding $13.5 million depreciation
  - reducing the consultancy budget by $1.1 million

- making changes to our Communications, Engagement, International Relations, and Property services to make efficiencies where possible; and
- a reduction in international tourism attraction funding for WellingtonNZ.

New fees

Te Matapihi ki te Ao Nui

Te Matapihi ki te Ao Nui Central Library provides several new bookable spaces including: meeting rooms, community rooms, and a premium-quality event space, Ngā Pou Ruahine.

Different hireage rates apply to ensure community access remains affordable while commercial bookings contribute appropriately to the full operational and market costs of the facilities/spaces.

The Library re-opened on 14 March 2026, so interim fees have been approved by the Council for use in the 2025/26 year so bookings could occur from the opening date.

Toi Pōneke

From 1 July 2026, the Toi Pōneke facility in Abel Smith St will close, and creative spaces will be available for hire at the Council's new Market Lane facility.

New fees are being proposed which are higher than the current equivalent fees at Abel Smith St in response to the new, purpose-built facilities and the absence of a fee review since 2021.

We propose a tiered approach to ensure equitable access for artists, community and hapori groups, and mana whenua arts practice, while applying higher rates to non-arts activity.

Off-peak and on-peak pricing will support affordability during lower-demand periods.

Fees increase proportionately with space size, technical capability, and public-facing function.

Other new fees

We are also proposing new fees in the following areas to streamline some Council booking processes or to offer new services:

- Gardens, beaches & green open spaces - fee for hiring new spaces/ facilities at the upgraded Begonia House, and in the Gardens
- Parks and reserves - hourly fee for Reserve Planner, and a new fee for after-hours vehicle release
- Recreation Centres - fees for hiring out courts to commercial groups or enterprises
- Sportsfields - new room hire offerings
- Cemeteries - fee for re-attaching plaques, hourly fees for staff time, and an after-hours vehicle release fee in Council cemeteries
- Public health regulations - including alcohol licencing, animal control, animal boarding, and health licensing & inspection
- Building control & facilitation - new hourly fees to address pending legislative changes (eg those relating to small stand-alone dwellings and self-certification)
- Development control and facilitation - hourly fees due to pending legislative changes
- City Archives - fee for online search of archives for building consents and documents

We have published waste minimisation charges (minimum and tonnage) for domestic waste disposal as they have not been included in recent fee schedules.

You can provide feedback on these new fees in your submission either online or using our submission form.

For detailed fees please see Appendix 1 on **page 33.**

More information about general fee changes can be found o**n page 25.**

Ngā kaupapa matua
Key projects

Our plans are organised into seven activity areas – here is a snapshot of our plan for 2026/27.

Governance

This area includes our work on providing information, consultation and decision-making.

This year we will be creating a new 2027-37 Long-term Plan. The proposed plan will be consulted with the community in early 2027 and will be adopted by 30 June 2027. We are also working with other councils in the region on shared service and amalgamation options to improve services and reduce costs.

Environment and Infrastructure

This area includes the Wellington Gardens, beaches, green open spaces, waste reduction and energy conservation, environmental conservation attractions and the quarry.

Key projects include continuing the construction of the Te Whare Wai Para Nuku Sludge Minimisation Facility, which will help reduce and manage sewage sludge while lowering landfill waste to meet waste and carbon reduction targets.

Additionally, we are progressing an urban greening programme in the central city as part the Green Network Plan and continuing the Begonia House upgrade, with the aim to reopen the facility to the public in mid-2027.

Note: this area used to include our three waters infrastructure, but this will be transferred to the new Tiaki Wai regional council-controlled organisation on 1 July 2026. See **tiakiwai.co.nz** for more information.

Economic Development

This area includes our work on economic activities, city promotions, events and attractions, and sector support.

We will continue to support attracting visitors to Wellington, stimulating spend through tourism promotion and major events, and the growth of Wellington's tech and screen sectors to diversify the city's economic base and strengthen long-term resilience.

We will also maintain a focus on creating a more business-friendly environment and revitalising the central city and suburban centres to enhance vibrancy and economic activity.

Key projects contributing to this work include the Courtenay Precinct Plan, and ongoing support for suburban Business Improvement Districts.

Cultural Wellbeing

Our work in this area includes galleries and museums, community arts and cultural support, local events and arts partnerships.

We will open the new Toi Pōneke facility in Market Lane. We will also continue to produce our free public events for the city to enjoy, such as Gardens Magic and Te Rā o Waitangi, plus supporting the community and events sectors to create occasions to add to the city's vibrancy.

Social and Recreation

In this area we have our libraries, pools, recreation facilities and programmes, playgrounds, public health and safety, public toilets, cemeteries, social housing, and community support.

Key projects include continuing work on converting our swimming pools from natural gas to electric heating, starting with Tawa Pool, and planning for the Wellington Regional Aquatic Centre; and construction of the Grenada North Community Sports Hub which is expected to start in 2026/27 and continue through to 2027/28.

Urban Development

Our urban development area covers urban planning and policy, heritage, and character protection, building control and facilitation, development control and facilitation, earthquake risk mitigation and public spaces development.

Key projects include the completion of Te Whare Whakarauika Town Hall, scheduled for 2027, and the 44 Frederick Street Park, which is expected to be completed and opened in this financial year.

Additionally, we will continue installing improved lighting to enhance safety along the waterfront, with a focus on non-wharf areas.

Transport

This area covers our entire transport network, and our parking operations. This includes transport planning and policy, maintenance, renewal and upgrades of our transport networks and parking enforcement.

Key projects include strengthening of Chaytor Street retaining wall supporting a section of Northland Tunnel Road on one end and Raroa Crescent on the other, and design and implement safety improvements interventions outside school.

Mahere pūtea mō te tau
Budgets for the year

Draft operating budget

Council services in 2026/27 are budgeted to be $744 million or $9.31 per resident, per day.

This is $31 million less than what was set for Year 3 of the amended 2024-34 Long-term Plan. This decrease has been driven by not passing on all inflation costs and identifying other savings (as per **pages 20 and 21**).

The graph here is the proposed split for our budget across our eight activity areas for 2026/27.

Our 2024-34 LTP Financial Strategy sets out how we will manage Council finances. This includes a rates limit of a 5 percent to 8 percent average increase over the ten years.

For 2026/27 our rates increase of 7.4 percent is within the rates limit set in the strategy.

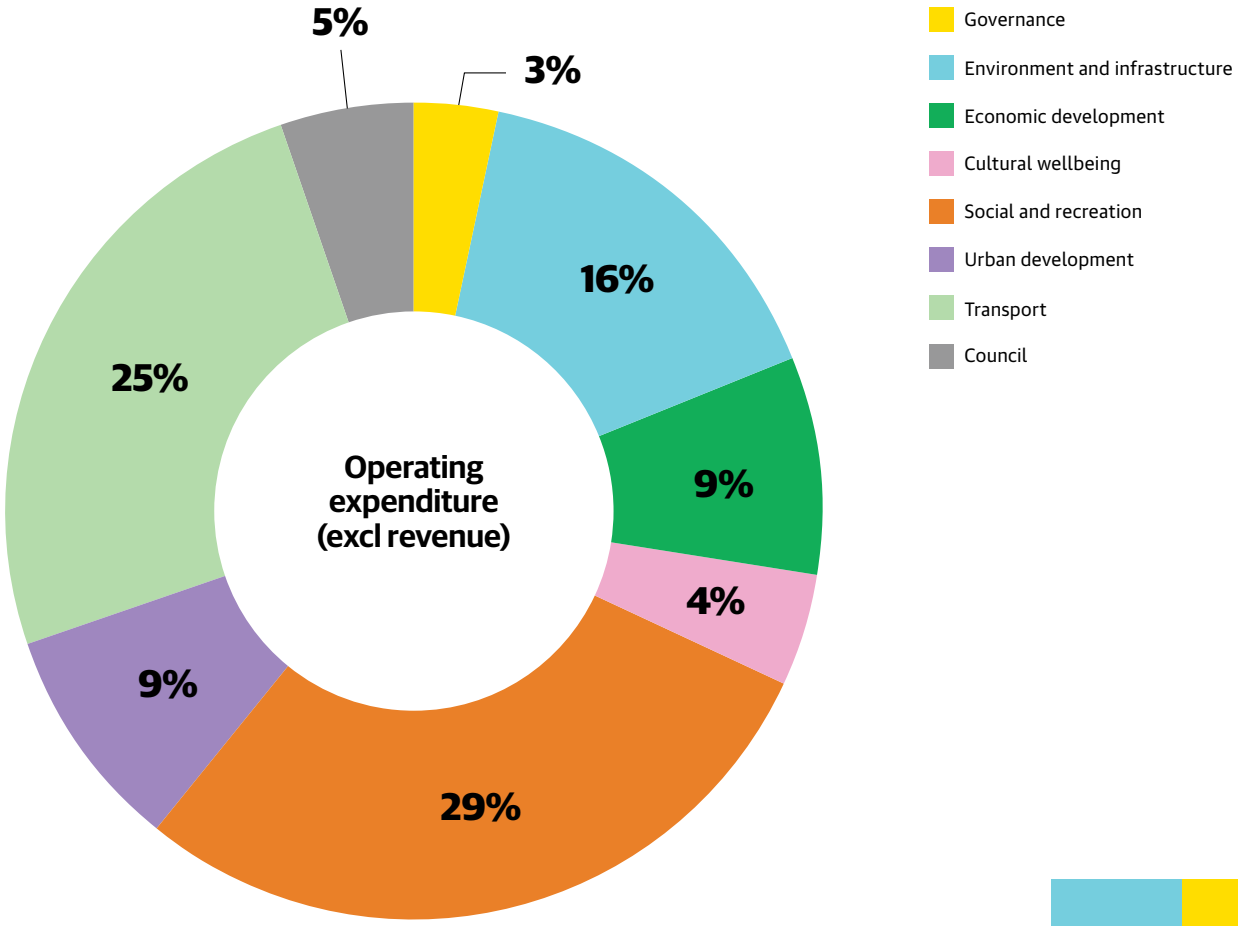

Changes to fees and user charges

Our Revenue and Financing Policy (R&F) guides our decisions on how to fund the Council services.

We consider who benefits from a service (for example, individuals, parts of the community or the community as a whole) to help determine how the service should be funded.

The policy also sets the targets for each Council activity, stating what proportion should be funded from user charges, general rates, targets rates and other sources of income.

As part of the proposed 2026/27 Annual Plan, we have reviewed our fees and charges and are proposing some changes.

Some of these are outlined in our Key Proposals section on from **page 17**.

New fees

These are included in our key proposals section on **page 21**.

Above inflation

Due to higher costs for service provisions, ensuring compliance with the Revenue and Financing Policy, or aligning fees across similar services, we are proposing fee increases above inflation for the following areas:

- **Gardens, Beaches & Green Open Spaces –** for hiring the Begonia House (particularly foyer space) following its upgrade, administration fees, and staff cost recoveries
- **Waterfront –** aligning berthing fees to reflect similar berthage fees in the region, and to recognise the CBD locality
- **Marina –** increased charges proposed to achieve R&F policy compliance
- **Waste minimisation –** higher disposal charges due to increased Waste Minimisation Act and recycling levies
- **Public Health Regulations (Animal Control) –** increased dog transfer/ change of ownership fees to ensure internal alignment with similar charges and higher dog euthanisation charges to reflect increased costs
- **Swimming pools –** increases are proposed for Child Swim and School Swim charges. Prices have not increased since 2022 and the costs to run these programmes have increased
- **Sportsfields –** for keys and access cards
- **Recreation Centres –** proposed fees for some programmes have increased to ensure internal alignment
- **Parking –** proposed increases to the maximum weekday charge at Tory Street and Clifton Terrace carparks, and for motor home parking at Barnett Street to align these charges towards 'market rates' for parking in Wellington

Inflation adjustments

We also have standard inflation increases proposed for the following areas:

- Gardens, Beaches and Green Open Spaces
- Parks & reserves
- Waterfront
- Swimming Pools
- Recreation Centres
- Sportsfields
- Marinas
- Cemeteries
- Public health regulations
- Building control and facilitation
- Development control and facilitation
- Waste minimisation, disposal and recycling
- Parking

Encroachment fees

For 2026/27 an increase of 5 percent is proposed for encroachment fees.

These fees are governed by the Council's Road Encroachment and Sale Policy which provides for encroachment fees to be adjusted annually according to CPI (inflation) changes and reviewed by the Council every three years.

The proposed increase is slightly more than the annual CPI adjustment.

More detail on the proposed fees can be found on our website: **wcc.nz/haveyoursay**

You can provide feedback on the fee increases through the **Annual Plan submission form.**

Draft Capital budget

Capital expenditure is used to renew or upgrade existing assets or to build new assets to provide a higher level of service or account for growth.

Our assets include buildings, roads and footpaths, libraries, swimming pools, and sportsfields.

We have a significant capital expenditure this year, with $391 million planned for 2026/27. This includes $95 million for Te Whare Wai Para Nuku Sludge Minimisation Facility project, which is majority funded under the Infrastructure Funding and Finance Act.

We are also investing in our transport networks and construction projects such as the Town Hall, Begonia House upgrade and the new central city park on Frederick Street.

The total proposed for this year is an increase in the amount included in the 2024-34 LTP as amendment ($339 million). The variance primarily relates to the $71 million increase in budget for the Te Whare Wai Para Nuku Sludge Minimisation Facility. This increase was partially offset by other savings and re-prioritisations identified. Some details of the other savings identified are listed on the following page.

- Environment and infrastructure
- Economic development
- Cultural wellbeing
- Social and recreation
- Urban development
- Transport
- Council

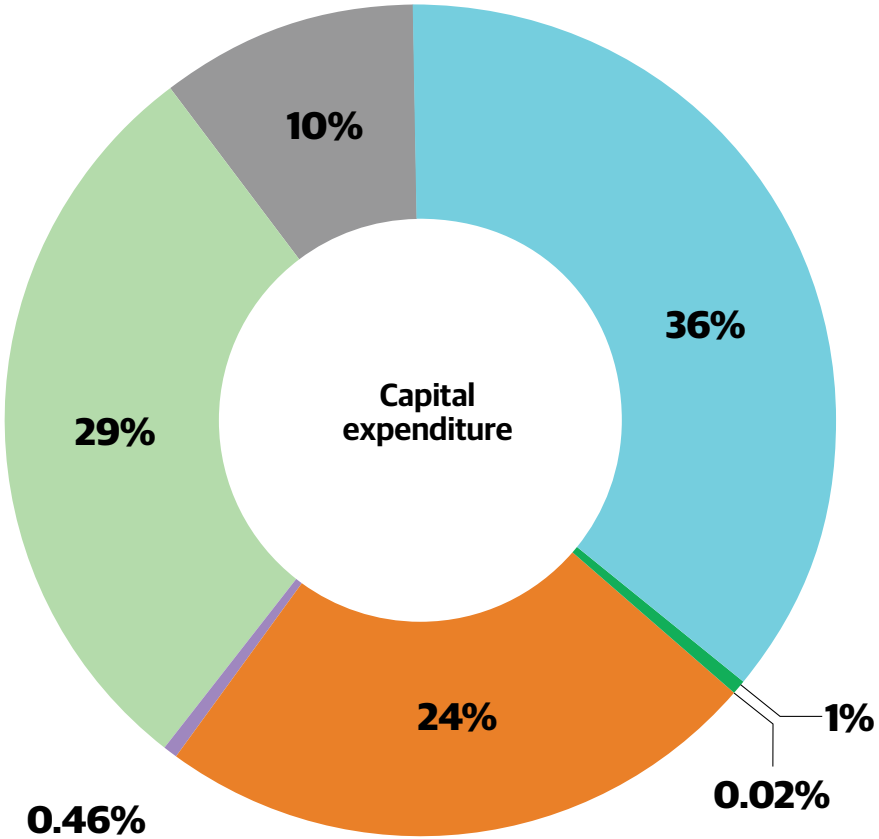

Note: Governance has no capital expenditure for 2026/27

Capital budgets removed or reduced

These projects have been removed from the budget.

- **Speed management upgrades** – no longer required due to the Government changing legislative requirements relating to speed limits.
- **Carbon credits** – no purchase of carbon credits in 2026/27

Capital budgets rephased

Each year we review our capital programme to ensure it is aligned with the work we will undertake as set out in the 2024-34 LTP.

These projects are progressing, but when the funding is needed has altered now that we know more about the timing of the work.

- Ian Galloway Park: moved funding to be across 2026/27 and 2027/28.
- Frank Kitts Park: moved funding to 2027/28 to align with the Fale Malae project.
- Grenada North Sports Hub and Synthetic Turf: moved funding to be across 2026/27 and 2027/28, noting this project begins this year.
- Lincolnshire and Stebbings: moved to 2028/29 to align with development work.
- Mark Avenue to Grenada North: moved to 2028/29 to align with development work.
- Harbour Quays: rephased due to the Government's SH1 Upgrade Project amendment. Date to be confirmed.
- Recreational Centre renewals (Nairnville): moved funding to be across 2026/27 and 2027/28, noting this project begins this year.
- Evans Bay Marina: moved funding to be across 2026/27 and 2027/28, noting this project begins this year.

Explaining our borrowing

We borrow to fund upgrades to our assets or to invest in new infrastructure. This allows us to spread the cost of funding this expenditure over the multiple generations that will benefit from the investment.

For 2026/27, total borrowings are forecast to increase by $79 million over the year. Borrowing is forecast to be $1.7 billion at the end of the year. This compares to the 2024-34 LTP Amendment Year 3 forecast of $1.6 billion.

Our 2024-34 LTP Financial Strategy includes a self-imposed debt-to-revenue ratio limit of 200 percent.

The 2026/27 Annual Plan is forecast to breach this limit at 212 percent. This compares to 198 percent forecast in the LTP. This change means we may also not move under the self-imposed limit of 200 percent by year six as forecast in the 2024-34 LTP.

The main driver of our increased total borrowings and the debt-to-revenue ratio is the increased borrowings for Te Whare Wai Para Nuku Sludge Minimisation Facility, and an expected reduction in revenue when compared to the 2024-34 LTP.

However, further funding and revenue options are being explored.



Ngā Kaikaunihera
Your Councillors

Wellington City Council is made up of 15 councillors and a Mayor. Like all other local authorities in New Zealand, the Council is elected every three years.

The Mayor is elected "at large", meaning by all the city's residents. Councillors are elected by voters from their respective geographical areas (wards).

The last election was on 11 October 2025.

We also have two Pouiwi representatives from our Tākai Here partnership who sit on our Council committees.

Mayor Andrew Little

Elected: 2025

Chair: Te Kaunihera o Pōneke | Council, and Tumu Whakatere | Chief Executive Performance Review Committee

mayor@wcc.govt.nz

Deputy Mayor Ben McNulty Takapū Northern Ward

Elected: 2022

Chair: Ngā Kaihoe Pūtea | Revenue and Financial Value Review Working Group

Deputy Chair: Te Kaunihera o Pōneke Council, and Tumu Whakatere Chief Executive Performance Review Committee

ben.mcnulty@wcc.govt.nz

Councillor Nureddin Abdurahman Paekawakawa Southern Ward

Elected: 2022

Chair: Te Hoe Matua | City Strategy and Delivery Committee

nureddin.abdurahman@wcc.govt.nz

Councillor Afnan Al-Rubayee Pukehīnau Lambton Ward

Elected: 2025

Deputy Chair: Te Rauawa | Social, Cultural and Environment Committee and Te Mataaho o te Hapori | Grants Subcommittee

afnan.alrubayee@wcc.govt.nz

Councillor Diane Calvert Wharangi Onslow-Western Ward

Elected: 2016

Chair: Te Taurapa | Council Planning and Finance Committee

diane.calvert@wcc.govt.nz

Councillor Ray Chung
Wharangi Onslow-Western Ward

Elected: 2022

Chair: Ngā Toki Whakahaere | CCO Review and Appointments Subcommittee

ray.chung@wcc.govt.nz

Councillor Andrea Compton
Takapū Northern Ward

Elected: 2025

Deputy Chair: Te Hoe Matua | City Strategy and Delivery Committee

andrea.compton@wcc.govt.nz

Councillor Laurie Foon
Paekawakawa Southern Ward

Elected: 2019, and served as Deputy Mayor 2022-2025

Chair: Te Rauawa | Social, Cultural and Environment Committee

laurie.foon@wcc.govt.nz

Councillor Rebecca Matthews
Wharangi Onslow-Western Ward

Elected: 2019

Deputy Chair: Te Kura o te Waka | Audit and Risk Committee and Ngā Kaihoe Pūtea | Revenue and Financial Value Review Working Group

rebecca.matthews@wcc.govt.nz

Councillor Sam O'Brien
Motukairangi Eastern Ward

Elected: 2025

Deputy Chair: Te Taurapa | Council Planning and Finance Committee

sam.obrien@wcc.govt.nz

Councillor Jonny Osborne
Motukairangi Eastern Ward

Elected: 2025

jonny.osborne@wcc.govt.nz

Councillor Tony Randle
Takapū Northern Ward

Elected: 2022

Deputy Chair: Te Takere | Regulatory Processes Committee and Ngā Toki Whakahaere | CCO Review and Appointments Subcommittee

tony.randle@wcc.govt.nz

Councillor Matthew Reweti
Te Whanganui-a-Tara Māori Ward

Elected: 2025

Deputy Chair: Te Urungi Whakatupu Ōhanga | Economic Growth and Development Subcommittee

matthew.reweti@wcc.govt.nz

Councillor Geordie Rogers
Pukehīnau Lambton Ward

Elected: 2024 (by-election)

Chair: Te Takere | Regulatory Processes Committee

geordie.rogers@wcc.govt.nz

Councillor Karl Tiefenbacher
Motukairangi Eastern Ward

Elected: 2025

Chair: Te Urungi Whakatupu Ōhanga Economic Growth and Development Subcommittee

karl.tiefenbacher@wcc.govt.nz

Councillor Nicola Young
Pukehīnau Lambton Ward

Elected: 2013

Chair: Te Mataaho o te Hapori Grants Subcommittee

nicola.young@wcc.govt.nz

Holden Hohaia

Pouiwi / Tākai Here Representative for Taranaki Whānui ki Te Upoko o Te Ika and Te Rūnanga o Te Āti Awa ki Te Upoko o Te Ika a Maui

holden.hohaia@wcc.govt.nz

Liz Kelly

Pouiwi / Tākai Here Representative for Ngāti Toa Rangatira

liz.kelly@wcc.govt.nz

Kuputaka
Glossary

- **10-year Plan/Long-term Plan (LTP):** A document that sets out the Council's activities, projects, policies, and budgets for a 10-year period. Also commonly referred to as the LTP.
- **Accessibility:** Set out in Article 9 of the United Nations Convention on the Rights of Persons with Disabilities (UN-CRPD): "To enable persons with disabilities to live independently and participate fully in all aspects of life, State Parties shall take appropriate measures to ensure persons with disabilities access, on an equal basis with others, to the physical environment, to transportation, to information and communications, including information and communications technologies and systems, and to other facilities and services open or provided to the public, both in urban and in rural areas."
- **Activity or service:** The services the Council provides to the community. This includes things like collecting rubbish and maintaining parks.
- **Annual Plan:** The plan that sets out what the Council seeks to achieve in a financial year, the services we will provide, how much money will be spent and where that money will come from. The starting point for the Annual Plan is the relevant LTP, and it then sets out any changes from the LTP - i.e. cost pressures or changes in the work programme.
- **Asset:** An item of value, usually something of a physical nature that you can reach out and touch, which will last for more than one year. Infrastructure assets are physical items such as roads and Council buildings that are needed to provide basic services.
- **Asset management planning / plan:** The ongoing process to manage assets from acquisition, operation, maintenance and renewal throughout the asset lifecycle. The asset management plans set out the level of service to meet demand in the most cost-effective manner possible.
- **Asset recycling or divestment:** This means letting go of some of our less well-used assets to help pay for new ones that will help us deliver better services to the community or to pay off debt to free up funds for other projects. Usually this means selling assets to somebody else, but sometimes someone else will use the asset for a period of time before handing it back to us in the future.
- **Assumptions:** Estimates or predictions that underpin decision making
- **Bylaw:** A rule or regulation made by a local council.
- **Capital expenditure (Capex):** Capital investment or capital expenditure. Money that is used for building (or buying) assets such as roads and buildings that are used to provide services to Wellington. The plan for what we will spend our capex on is called the capital programme.
- **Capital programme:** The plan for what physical projects or programmes our capital expenditure will be spent on.
- **Council-controlled organisation (CCO):** A company (or other type of organisation) that is at least 50 per cent owned by the Council or for which the Council has at least 50 per cent control through voting rights or the right to appoint directors. These organisations each have their own board of directors (or equivalent) and their own staff who manage day-to-day operations.

- **Debt to Revenue ratio and Debt headroom:** The debt to revenue ratio is how the Council shows it is financially sustainable. It shows how much debt we have compared to the amount of revenue we receive. This shows that we can afford to pay back the debt we have borrowed and whether we can afford to borrow more money before reaching our limit. The limit is set at 280 percent by the Local Government Funding Agency. For example, this means we can borrow up to $280 for every $100 of revenue. The Council sets its own self-imposed limit to ensure we have money for the future. This is currently 200 percent – so we allow ourselves to borrow $200 for every $100.
- **Deficit:** An excess of expenditure or liabilities over income or assets in a period.
- **Depreciation:** A reduction in the value of an asset with the passage over time, due to wear and tear. The Council funds depreciation from the general rates ensuring we can replace the assets in the future.
- **Development contributions:** A charge paid by developers to the Council when they build or subdivide property. The Council uses this money to help pay for the new assets such as roads and parks that are needed to support the new households or businesses that will occupy the new properties that have been developed.
- **Funding sources:** where money is pulled from for a specific purpose. This can include rates, debt and investment income.
- **Grants and subsidies:** Money the Council pays to a community organisation to provide services to Wellingtonians, rather than Council providing those services.
- **Inflation:** The term used to describe a rise of average prices through the economy.
- **Infrastructure:** The fixed, long-lived structures that facilitate the production of goods and services and underpin many aspects of quality of life. Infrastructure refers to physical networks, principally transport, water, energy, and communications.
- **Local Government Act 2002 (LGA 2002):** Legislation that defines the powers and responsibilities of territorial local authorities, like Wellington City Council.
- **Operational expenditure (Opex):** Operating budget or operating expenditure. Money that the Council spends on providing the day-to-day services in the current financial year, as opposed to building or upgrading assets that will provide services for years to come. This includes spending money on staff and contractors to do things like process building consents, open libraries and maintain parks. It also includes things liking paying grants to community organisations and paying interest on money the Council has borrowed.
- **Rates:** Paid by all property units to fund general Council services as per the Council's Rating Policy. This includes targeted rates, general rates and commercial rates.
- **Sludge:** Biosolid residue that accumulates in sewage treatment plants.
- **Total revenue:** The total amount of money the Council earns or receives before subtracting any expenses.
- **Vested assets:** Assets that are transferred to a public entity at nominal or zero cost.

Tāpiritanga 1: Ngā panonitanga ki ngā utu
Appendix 1: Changes to Fees and User Charges

The following fees (inclusive of GST) are part of the proposals outlined in this document from **page 17**.

A full list of proposed fee changes is available on our website **wcc.nz/haveyoursay**, or can be requested by email **annualplan@wcc.govt.nz**

Fees for Key proposal 3 and 4

The following fees (GST inclusive) are for the options proposed in Key proposal 3: Contaminated Waste and Key proposal 4: Cremation fees.

These options are outlined on **pages 17 and 18**.

Key proposal 3: Contaminated Waste ($)

Name of Fee	2025/26 fee	Proposed fee Option A	Proposed fee Option B	Proposed fee Option C
Special waste –asbestos (per tonne)	350.75	373.29	368.29	358.00
Contaminated Soil (per tonne)	267.38	365.70	280.75	273.00

Key proposal 4: Cremation fees ($)

Name of Fee	2025/26 fee	Proposed fee option A	Proposed fee option B	Proposed fee option C
Cremation – Bio/Tissue Delivery	763.00	915.50	801.15	780.00
Cremation – Birth to 1 year	81.00	97.00	85.05	82.50
Cremation – Committal Service	990.00	1,188.00	1,039.50	1,012.00
Cremation – Delivery Only	865.00	1,038.00	908.25	885.00
Cremation – Express Ash (weekday short turn around)	232.00	278.50	243.60	238.00
Cremation – Full Service	1,055.00	1,266.00	1,107.75	1,079.00
Cremation – Indigent	132.00	158.50	138.60	135.00
Cremation – Indigent (non-resident*)	169.00	203.00	177.45	173.00
Cremation – One to 10 years	222.00	266.50	233.10	227.00
Cremation – Overtime (Weekend)	408.00	417.00	417.00	417.00
Cremation – Public Holiday Fee	740.00	757.00	757.00	757.00
Cremation – Stillborn	76.00	91.00	79.80	78.00
Cremation – Viewing Casket Charge	103.00	123.00	108.15	106.00
Cremation (Infant) – Public Holiday Fee	371.00	378.00	378.00	378.00
Cremation After 3.15pm	244.00	250.00	250.00	250.00
Cremation Certificate	60.00	72.00	63.00	62.00

New fees

As outlined on page 21, we are proposing implementing the following new fees in 2026/27.

Te Matapihi ki te Ao Nui Central Library proposed new fees

4.1.2 Visitor attractions

Name of Fee	Proposed 2026/27 fee ($)
Ngā Pou Ruahine (Event Space 174m^2 / 150 Pax)	
During opening hours (per hour) – Community Hire	161.00
Afterhours* – Community Hire	437.00
Furniture Add-on (one-off charge) – Community Hire	23.00
AV/PA Add-on (one-off charge) – Community Hire	12.00
During opening hours (per hour) – Commercial Hire	805.00
Afterhours* – Commercial Hire	2,785.00
Furniture Add-on (one-off charge) – Commercial Hire	115.00
AV/PA Add-on (one-off charge) – Commercial Hire	58.00
Event Space (Ngā Pou Ruahine) plus Community Room	
Afterhours* Ngā Pou Ruahine plus Community Room hire – Community Hire	622.00
Afterhours* Ngā Pou Ruahine plus Community Room hire – Commercial Hire	3,042.00
M.13 Te Whare Ngārara (Community Room 92m^2 / 46 Pax)	
During opening hours (per hour) – Community Hire	62.00
During opening hours (per hour) – Commercial Hire	207.00
M.15 Te Kiri-o-Tāne (Community Room 72m^2 / 32 Pax)	
During opening hours (per hour) – Community Hire	62.00
During opening hours (per hour) – Commercial Hire	207.00
M.14 Te Whare Kai (Community Room 69m^2 / 24 Pax)	
During opening hours (per hour) – Community Hire	52.00
During opening hours (per hour) – Commercial Hire	173.00
G.32 Ngā Purapura (Meeting Room 10m^2 / 4 Pax)	
Community Hire (Per hour)	21.00
Commercial Hire (Per hour)	70.00
M.18 Te Tiwau (Meeting Room 11m^2 / 7 Pax)	
Community Hire (Per hour)	21.00
Commercial Hire (Per hour)	70.00
M.16 Te Kōwhai (Meeting Room 23m^2 / 10 Pax)	
Community Hire (Per hour)	27.00
Commercial Hire (Per hour)	90.00
1.06 Te Kauka (Meeting Room 28m^2 / 12 Pax)	
Community Hire (Per hour)	27.00
Commercial Hire (Per hour)	90.00
1.17 Ruinga Hae (Meeting Room 10m^2 / 5 Pax)	
Community Hire (Per hour)	21.00
Commercial Hire (Per hour)	70.00
1.16 Te Whakarua (Meeting Room 13m^2 / 6 Pax)	
Community Hire (Per hour)	21.00
Commercial Hire (Per hour)	70.00
2.37 Tamanuiterā (Meeting Room 18m^2 / 8 Pax)	
Community Hire (Per hour)	21.00
Commercial Hire (Per hour)	70.00

Discount rates for Community Group are variable (same or 'greater' than those applied under 5.2.5 Community Halls & Spaces)

* Half day rate applies – up to three hours (however bookings for less than 3 hrs still pay for full 3 hrs) and this covers security, staffing & cleaning costs.

Toi Pōneke proposed new fees

4.1.6 City Arts Partnerships

Name of Fee	Proposed 2026/27 fee ($)
Dance Studio 1 (58m)	
On-Peak (Rate/Hr)	25.00
Toi Concessionary On-Peak (Rate/Hr)*	18.00
Off-Peak (Rate/Hr)	20.00
Toi Concessionary Off-Peak (Rate/Hr)**	14.00
Commercial (Rate/Hr) [All available Hours]	30.00
Day Rate#	126.00
Toi Concessionary Day Rate##	88.00
Week Rate^	644.00
Toi Concessionary Week Rate^^	475.00
Dance Studio 2 (74m)	
On-Peak (Rate/Hr)	30.00
Toi Concessionary On-Peak (Rate/Hr)*	21.00
Off-Peak (Rate/Hr)	24.00
Toi Concessionary Off-Peak (Rate/Hr)**	17.00
Commercial (Rate/Hr) [All available Hours]	36.00
Day Rate#	151.00
Toi Concessionary Day Rate##	106.00
Week Rate^	772.00
Toi Concessionary Week Rate^^	571.00
Dance 1 and 2 combined (132m)	
On-Peak (Rate/Hr)	45.00
Toi Concessionary On-Peak (Rate/Hr)*	32.00
Off-Peak (Rate/Hr)	36.00
Toi Concessionary Off-Peak (Rate/Hr)**	25.00
Commercial (Rate/Hr) [All available Hours]	54.00
Day Rate#	227.00
Toi Concessionary Day Rate##	159.00
Week Rate^	1,158.00
Toi Concessionary Week Rate^^	856.00
Poutama - Multipurpose Space/ Presentation Space 1 (23m^2)	
On-Peak (Rate/Hr)	25.00
Toi Concessionary On-Peak (Rate/Hr)*	18.00
Off-Peak (Rate/Hr)	20.00
Toi Concessionary Off-Peak (Rate/Hr)**	14.00
Commercial (Rate/Hr) [All available Hours]	30.00
Day Rate#	126.00
Toi Concessionary Day Rate##	88.00
Week Rate^	644.00
Toi Concessionary Week Rate^^	475.00
Mareikura - Multipurpose Event Space 2 and Kitchen & Green Room (160m^2)	
On-Peak (Rate/Hr)	150.00
Toi Concessionary On-Peak (Rate/Hr)*	105.00
Off-Peak (Rate/Hr)	120.00
Toi Concessionary Off-Peak (Rate/Hr)**	84.00
Commercial (Rate/Hr) [All available Hours]	180.00
Day Rate#	600.00
Toi Concessionary Day Rate##	420.00

Name of Fee	Proposed 2026/27 fee ($)
Week Rate^	negotiable
Toi Concessionary Week Rate^^	negotiable
Multi Purpose Studio (Drama/Classroom/Workshop/Wananga (103m^2)	
On-Peak (Rate/Hr)	35.00
Toi Concessionary On-Peak (Rate/Hr)*	25.00
Off-Peak (Rate/Hr)	28.00
Toi Concessionary Off-Peak (Rate/Hr)**	20.00
Commercial (Rate/Hr) [All available Hours]	42.00
Day Rate#	158.00
Toi Concessionary Day Rate##	123.00
Week Rate^	816.00
Toi Concessionary Week Rate^^	666.00
Nau Mai Cultural Space + Stage Performance / Workshop / Wananga (83m^2)	
On-Peak (Rate/Hr)	70.00
Toi Concessionary On-Peak (Rate/Hr)*	49.00
Off-Peak (Rate/Hr)	56.00
Toi Concessionary Off-Peak (Rate/Hr)**	39.00
Commercial (Rate/Hr) [All available Hours]	84.00
Day Rate#	315.00
Toi Concessionary Day Rate##	247.00
Week Rate^	1,632.00
Toi Concessionary Week Rate^^	1,331.00

* 70% of On-Peak rate

** 70% of Off-Peak rate

90% of Off-Peak hourly rate for the same hours except for Mareikura Space

90% of Toi Off-Peak hourly rate for same hours except for Mareikura Space

^ 90% of Day and Off/On-Peak hourly rate for same days and hours

^^ 95% of Toi Off/On-Peak hourly rate for same days and hours

Note:

On-Peak Hours: Weekdays 4pm-8.30pm and Weekends 1pm-10pm.

Off-Peak Hours: Weekdays 8am-4pm and 8.30pm-11pm, Weekends 10am-1pm

Day Rate: 9am to 4pm on any weekday

Week Rate: Any 40 hours in a calendar week

Market Lane is closed on some public holidays

Other new fees

1.1.3 City Archives

Name of Fee	Proposed 2026/27 fee ($)
Building Consent Search Fee (flat fee per search) (Note: Replaces two existing fees for consent/documentation searches.)	15.00

2.1.1 Parks and Reserves

Name of Fee	Proposed 2026/27 fee ($)
Reserve Planner fee/hour	180.00
Vehicle after hours release fee	150.00

2.1.2 Wellington Gardens

Name of Fee	Proposed 2026/27 fee ($)
Wellington Gardens Hire Per hour (NGO/NFP)	70.00
Begonia House Workshop space Community Per hour	46.00
Begonia House Workshop space Full day	700.00
Begonia House Workshop space Half day	465.00
Begonia House Workshop space Evening Per hour	116.00

2.2.1 Waste Minimisation

Name of Fee	Proposed 2026/27 fee ($)
Domestic Green Car + Trailer (per tonne)	292.69
Minimum Charge for Domestic Green Car + Trailer	20.00
Domestic Green Ute + Trailer (per tonne)	250.07
Minimum Charge for Domestic Green Ute + Trailer	20.00
Domestic Car + Green Trailer (per tonne)	163.80
Minimum Charge for Domestic Car + Green Trailer	20.00
Domestic Ute + Green Trailer (per tonne)	209.41
Minimum Charge for Domestic Ute + Green Trailer	20.00

5.1.2 Sports Fields

Name of Fee	Proposed 2026/27 fee ($)
Grenada Park Function Room (per day)	45.00
Martin Luckie Community Room (per day)	45.00

5.1.4 Recreation Centers

Name of Fee	Proposed 2026/27 fee ($)
Rec - 1/2 Gym Hire Commercial (per hour)	86.00
Rec - 1/4 Gym Hire Commercial (per hour)	50.00

5.2.6 Cemeteries

Name of Fee	Proposed 2026/27 fee ($)
Plaque re-attachment	47.00
Cemetery staff member/hour	65.00
Vehicle after hours release fee	150.00

5.3.3 Public Health Regulations

Name of Fee	Proposed 2026/27 fee ($)
Health Licencing & Inspection	
Complex national programme verification fee	786.00
Food Act Levy charge as set by MPI	86.25
Food Act Levy Admin Fee as set by MPI	11.00
Annual Licence for registered premises	
Animal boarding – small	171.50
Alcohol Licencing – Additional Compliance Visit	
Additional Compliance Visit per hour	201.00
Alcohol Licencing – Application for Exemption from Alcohol Ban Area	
Application fee	500.00
Animal Control: Adoption	
Adoption fee	150.00
Desexing only	250.00
Desexing and microchipping	290.00
Desexing, microchipping & vaccinations	310.00
Vaccinations only	120.00
Animal Control: Merchandise	
Leads	25.00
Collars – Extra Small-Small	15.00
Collars – Medium-Large	20.00

Name of Fee	Proposed 2026/27 fee ($)
Muzzles – Size 1	40.00
Muzzles – Size 2	45.00
Muzzles – Size 3	50.00
Muzzles – Size 4	55.00
Muzzles – Size 5	60.00
Muzzles – Size 6	65.00

6.2.1 Building control and facilitation

Name of Fee	Proposed 2026/27 fee ($)
Minor Dwelling Completion Administration (aka Granny Flats)	
Administration Fees associated with the recording of Small Stand Alone Dwellings (up to 70sq metres) (per hour)	178.50
Self Certification	
Licensed Plumbers self-certifying low-risk work (per hour)	283.00
Private BCA Work	
Documentation lodgement (per hour)	283.00
Investigation / Enforcement Fees	
Cost of investigating Building Act Breaches (per hour)	283.00

6.2.2 Development control and facilitation

Name of Fee	Proposed 2026/27 fee ($)
RMA Compliance	
Compliance Officer Time	272.00
Initial Inspection and Compliance Officer Time (1.5 hours)	408.00
Second Inspection (fixed fee of 1 hour compliance officer time)	272.00
Third Inspection (fixed fee of 1 hour of compliance officer time)	272.00
RMA Enforcement	
Issuing Abatement Notice	680.00
Issuing Enforcement Order Application	1,360.00
Monitoring an abatement notice or enforcement order – initial inspection (1 hour)	408.00
Monitoring an abatement notice or enforcement order – second inspection (fixed fee of 1 hour enforcement officer time)	272.00
Monitoring an abatement notice or enforcement order – third inspection (fixed fee of 1 hour enforcement officer time)	272.00

Absolutely Positively
Wellington City Council
Me Heke Ki Pōneke

CB02082